



Product protocol


Hatchonet



STEP 1
Dry cleaning
Take away all remaining dirt.



STEP 2
Foaming
With high pressure after every hatch (dosage 1%).



STEP 3
Rinse with water
Medium or high pressure cleaner (25-150 bar, 12-30L/min.) and let dry.



STEP 4
Disinfecting (spray or foam)
Spray or foam after every collecting.

CID LINES®

